

# Colleton County Fire-Rescue

## Statistical Report – 1 January 2023 to 31 December 2023

### - Calls to Service By Station -

1	2	3	4	5	6	7	8	9	10	11	12	13	14	15	16	17	18	19
1055	263	64	110	188	243	324	99	515	31	43	113	309	232	91	34	105	481	1374
20	21	22	23	24	25	26	27	28	29	30	31	32	33	34	35	36	OUT	
145	12	127	42	330	126	525	2082	4	72	9	57	200	97	153	107	208	59	

### - Calls to Service By Unit -

ARFF19	Batt1	Br2	Br6	Br8	Br9	Br15	Br23	Br27	Br31	E1	E2	E3	E4	E5	E6	E7	E8	
0	877	11	30	7	18	13	3	8	1	527	60	20	2	200	356	97	25	
E9	E902	E91	E10	E11	E12	E13	E15	E16	E17	E18	E19	E20	E21	E22	E23	E24		
537	0	1	5	0	0	151	103	0	9	308	697	2	2	5	19	3		
E25	E26	E27	E28	E29	E30	E31	E32	E33	E34	E35	E36	HM19	HM1906	L6	L19			
0	420	17	0	0	0	0	5	0	2	2	86	10	9	2	21			
M1	M2	M6	M7	M9	M13	M14	M18	M19	M20	M26	M103	M106	M108	M90	Mar1	Mar121		
2146	1	889	626	1074	1007	121	734	2331	312	1494	0	8	1	4	12	10		
Mar122	R1	R18	S9	S23	S27	T1	T2	T3	T4	T5	T6	T7	T8	T9	T90	T11	T12	T13
10	105	14	0	0	0	184	27	7	11	36	69	47	12	154	1	0	1	40
T15	T17	T18	T19	T20	T21	T22	T2203	T23	T24	T25	T26	T27	T28	T29	T30	T32		
27	7	108	202	0	0	6	0	6	1	3	172	33	0	1	0	13		
T33	T34	T35	T36	Forestry		CARE Flight		Meducare										
0	4	2	28	46		274		8										

Incident Type	# in 2023	2023 \$ Loss	# in 2022	2022 \$ Loss	# in 2021	2021 \$ Loss	# in 2020	2020 \$ Loss	# in 2019	2019 \$ Loss	# in 2018	2018 \$ Loss	# Investigations	
													ID	#Inv.
Structure Fires	100	\$1,507	104	\$1,498	80	\$1,855	73	\$632	94	\$1,138	122	\$5,183	65	27
Vehicle Fires	67	\$535	64	\$792	77	\$68	81	\$144	87	\$24	80	\$163	825	12
Woods Fires	214		284		162		109		236		167		152	8
Medical Incidents	6,334		6,472		6,205		6,127		6,127		6,126		25	3
Vehicle Accidents	652		587		733		735		756		759		37	2
Extrications	27		22		20		34		20		25		38	1
Hazardous Conditions	93		92		74		107		112		115		78	1
Service Calls	1,428		1,459		1,135		986		896		940		31, 32, 48, 94, & 90 = 1  Calls by Shift A 3,364 B 3,494 C 3,376 D 4,792	
Good Intent Calls	806		845		567		468		467		446			
False Alarms	251		206		283		251		290		312			
<b>Total</b>	<b>10,019</b>	<b>\$2,042</b>	<b>10,201</b>	<b>\$2,290</b>	<b>9,399</b>	<b>\$1,929</b>	<b>9,026</b>	<b>\$776</b>	<b>9,146</b>	<b>\$1,162</b>	<b>9,131</b>	<b>\$5,346</b>		

\* \$ amounts in thousands

- NOTE: 2018 Dollar Loss estimate includes two fire losses of combined \$3.1 million - 2/27/18 (School) & 9/5/2018 (Plantation House)

- There were eight civilian fire casualties in 2023 – 3 minor, 3 moderate, 1 severe & 1 deaths (7 in building fires).
- There were five firefighter casualties in 2023, none were lost-time incidents.
- There were 561 occupancy pre-incident survey updates and 381 hydrant inspections completed twice during 2023.
- Approximately 2,000 children ages 3 to 9 were educated during October 2023's Fire Prevention Month in 24 sessions.
- There were 181 Fire Inspections completed with 182 Violations discovered and 148 corrected in 2023.
- Fire-Rescue conducted 127 home fire and life safety courtesy inspections and installed 381 smoke detectors in 2023.
- Fire-Rescue's Emergency Operations Center was activated eight times during 2023 for various weather events
- 244 Fire-Rescue members made 6,678 training class contacts in 603 different classes for a total of 20,435 training hours in 2023.

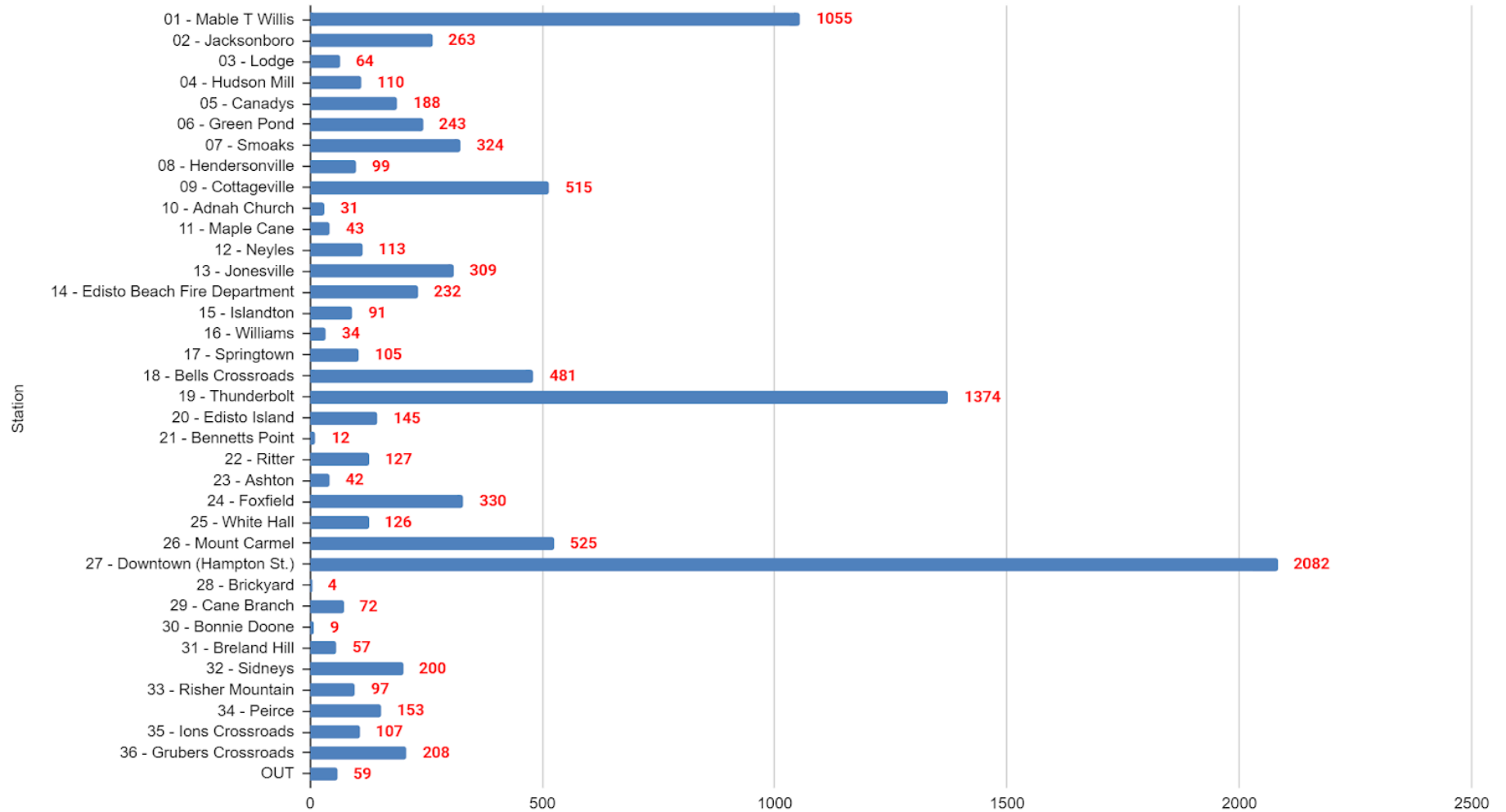
### Calls to Service by Volunteer Groups (Station Numbers)

1,19,24,26	2	3	4,16,18	5,17	6,22	7	8,25	9/11	12,30	13	15,10	21,28	23	Rescue
1436	212	55	248	175	224	118	122	522	95	169	46	11	45	94

# Colleton County Fire-Rescue

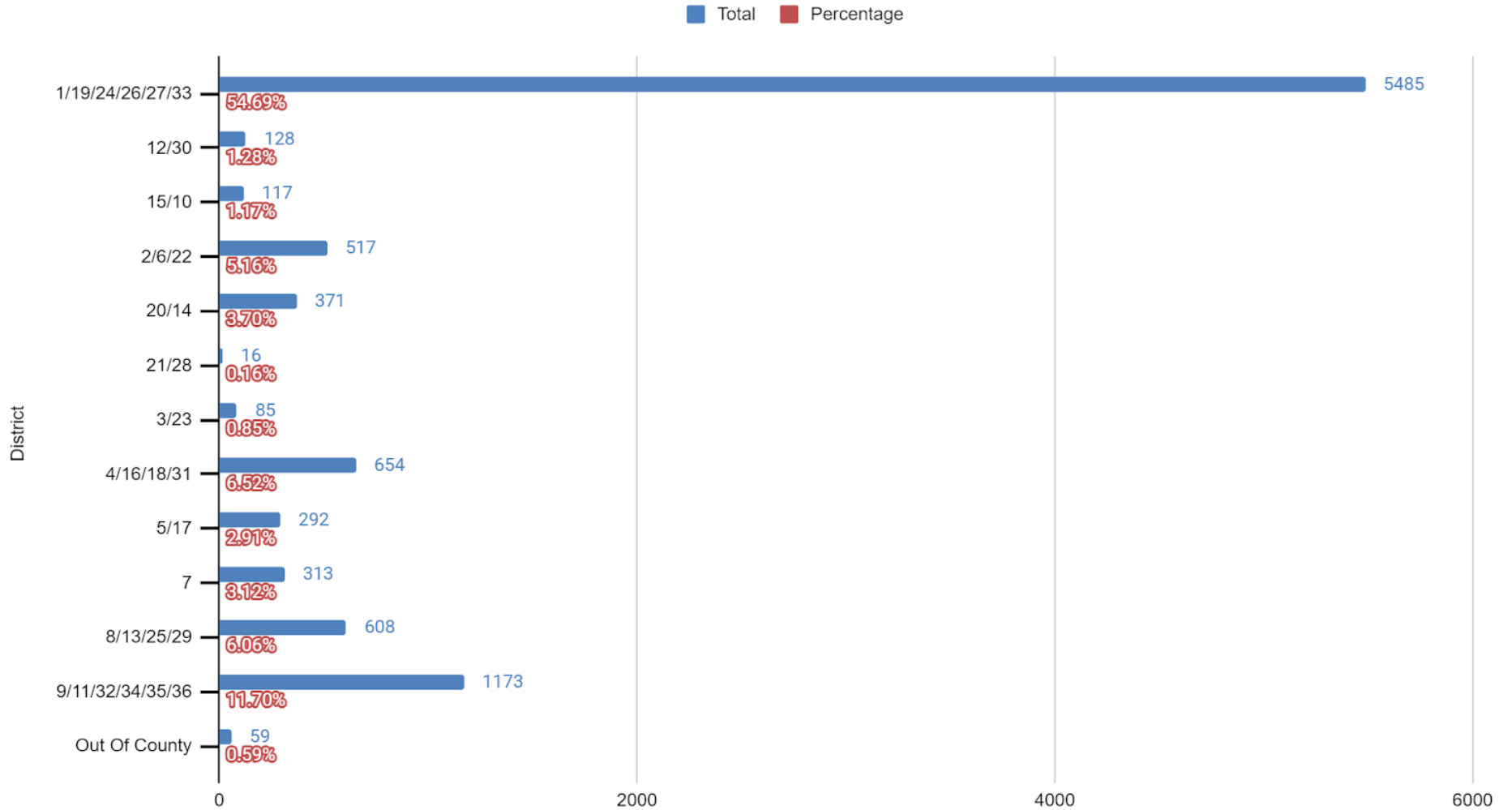
## Statistical Report – 1 January 2023 to 31 December 2023

CCFR 2023 Calls for Service (CFS) by Station Response Area

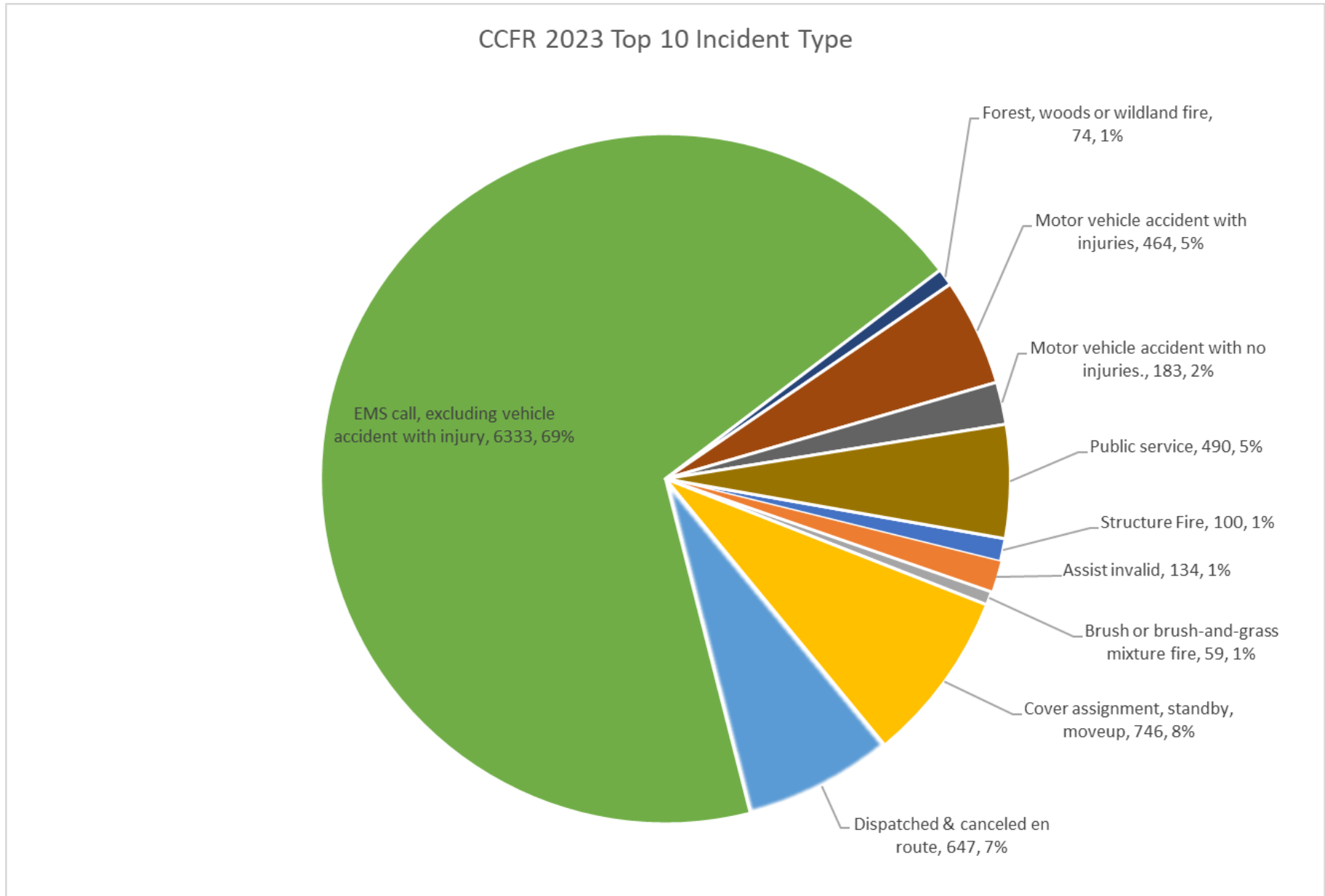


**Colleton County Fire-Rescue**  
**Statistical Report – 1 January 2023 to 31 December 2023**

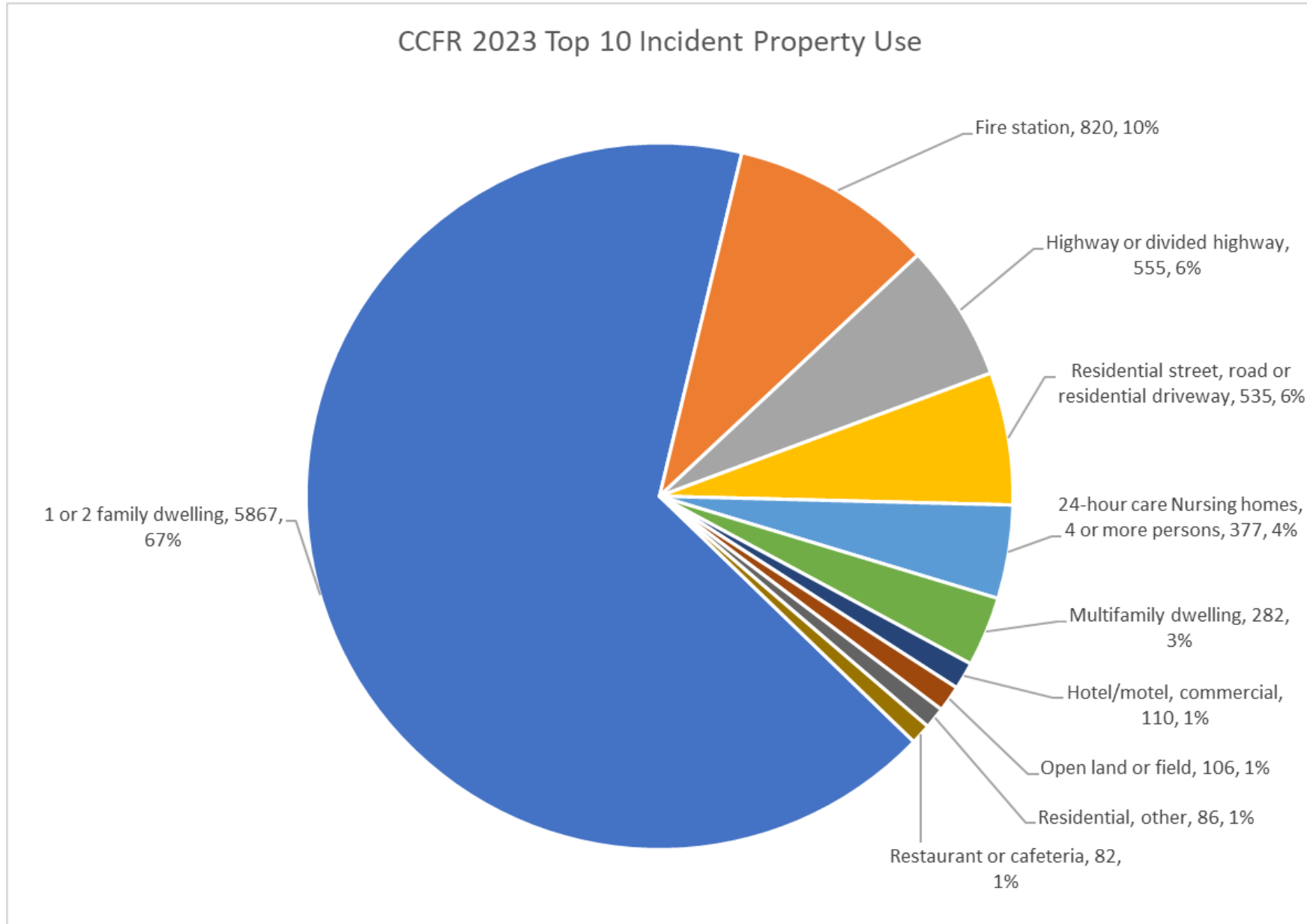
CCFR 2023 Calls For Service (CFS) by District



**Colleton County Fire-Rescue**  
**Statistical Report – 1 January 2023 to 31 December 2023**



**Colleton County Fire-Rescue**  
**Statistical Report – 1 January 2023 to 31 December 2023**



**Colleton County Fire-Rescue**  
**Statistical Report – 1 January 2023 to 31 December 2023**

