

Colleton County Fire-Rescue

Statistical Report – 1 January 2024 to 31 December 2024

- Calls to Service By Station -

1	2	3	4	5	6	7	8	9	10	11	12	13	14	15	16	17	18	19
1153	276	80	127	161	255	260	95	405	38	66	176	248	351	110	30	132	449	1321
20	21	22	23	24	25	26	27	28	29	30	31	32	33	34	35	36	OUT	
47	17	155	81	427	88	554	2087	8	91	12	48	182	155	297	153	300	7	

- Calls to Service By Unit -

ARFF19	Batt1	Br2	Br6	Br8	Br9	Br15	Br23	Br27	Br31	Dive1	E1	E2	E3	E4	E5	E6	E7	E8
0	819	1	27	6	59	16	5	9	4	13	513	3	16	8	91	405	99	24
E9	E90	E91	E10	E11	E12	E13	E15	E16	E17	E18	E19	E20	E21	E22	E23	E24		
651	3	0	17	0	0	122	80	0	13	350	713	0	5	3	42	2		
E25	E26	E27	E28	E29	E30	E31	E32	E33	E34	E35	E36	HM19	HM1906	HW9	L6			
2	435	7	0	0	1	1	1	0	1	0	64	10	5	2	0			
L19	M1	M2	M6	M7	M9	M13	M14	M18	M19	M20	M26	M106	M108	M90	Mar1	Mar6	Mar121	
36	2209	4	987	611	1169	1017	133	734	2360	339	1578	8	4	5	7	1	4	
Mar122	R1	R18	S9	S23	S27	T1	T2	T3	T4	T5	T6	T7	T8	T9	T90	T11	T12	T13
2	96	13	0	0	0	165	10	1	12	20	84	49	8	106	7	0	4	46
T15	T17	T18	T19	T20	T21	T22	T2203	T23	T24	T25	T26	T27	T28	T29	T30	T32		
26	6	94	195	0	0	3	0	7	3	3	152	41	0	3	1	1		
T33	T34	T35	T36	Forestry		CARE Flight		Meducare										
0	4	1	9	67		307		3										

Incident Type	# in 2024	2024 \$ Loss	# in 2023	2023 \$ Loss	# in 2022	2022 \$ Loss	# in 2021	2021 \$ Loss	# in 2020	2020 \$ Loss	# in 2019	2019 \$ Loss	Investigations	
													ID	#Inv.
Structure Fires	78	\$1,363	100	\$1,507	104	\$1,498	80	\$1,855	73	\$632	94	\$1,138	65	17
Vehicle Fires	75	\$1,126	67	\$535	64	\$792	77	\$68	81	\$144	87	\$24	825	14
Woods Fires	234		214		284		162		109		236		55	12
Medical Incidents	6,572		6,334		6,472		6,205		6,127		6,127		25	2
Vehicle Accidents	679		652		587		733		735		756		152	2
Extrications	12		27		22		20		34		20		31	2
Hazardous Conditions	96		93		92		74		107		112		37	1
Service Calls	1,090		1,428		1,459		1,135		986		896		94	1
Good Intent Calls	1,222		806		845		567		468		467		Calls by Shift	
False Alarms	275		251		206		283		251		290			
Total	10,445	\$2,489	10,019	\$2,042	10,201	\$2,290	9,399	\$1,929	9,026	\$776	9,146	\$1,162	C	3,384

* \$ amounts in thousands

- There were two civilian fire casualties in 2024 – 1 minor, 1 severe. **There were no fire deaths in Colleton County in 2024.**
- There were two firefighter casualties in 2024, one was a minor, lost-time incident.
- There were 561 occupancy pre-incident survey updates and 381 hydrant inspections completed twice during 2024.
- Approximately 3,400 children were educated during 47 Fire Prevention sessions in 2024.
- There were 184 Fire Inspections completed with 207 Violations discovered and 150 corrected in 2024.
- Fire-Rescue conducted 106 home fire and life safety courtesy inspections and installed 324 smoke alarms in 2024.
- Fire-Rescue’s Emergency Operations Center was activated nine times during 2024 for various weather events.
- 263 Fire-Rescue members made 2,770 training class contacts in 922 classes for 13,129 training hours in 2024.

Average Response Time: 9:06

Avg. St. Fire Incident Attendance: 12 FF’s

Avg. Overall Incident Attendance: 3 FF’s

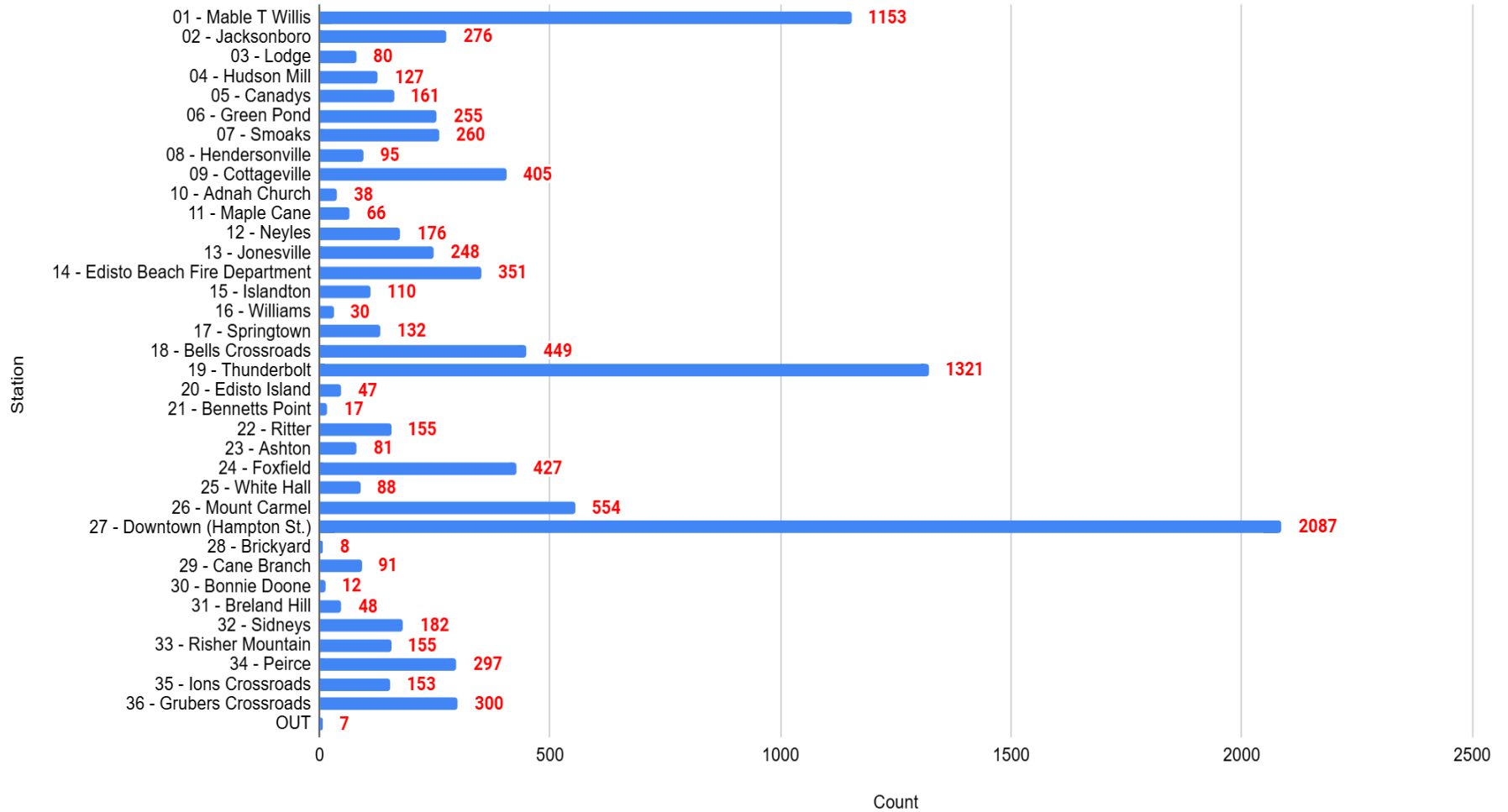
Calls to Service by Volunteer Groups (Station Numbers)

1,19,24,26	2	3	4,16,18	5,17	6,22	7	8,25	9,11	12,30	13	15,10	21,28	23	Rescue
867	128	46	156	165	162	94	79	431	70	100	45	18	49	104

Colleton County Fire-Rescue

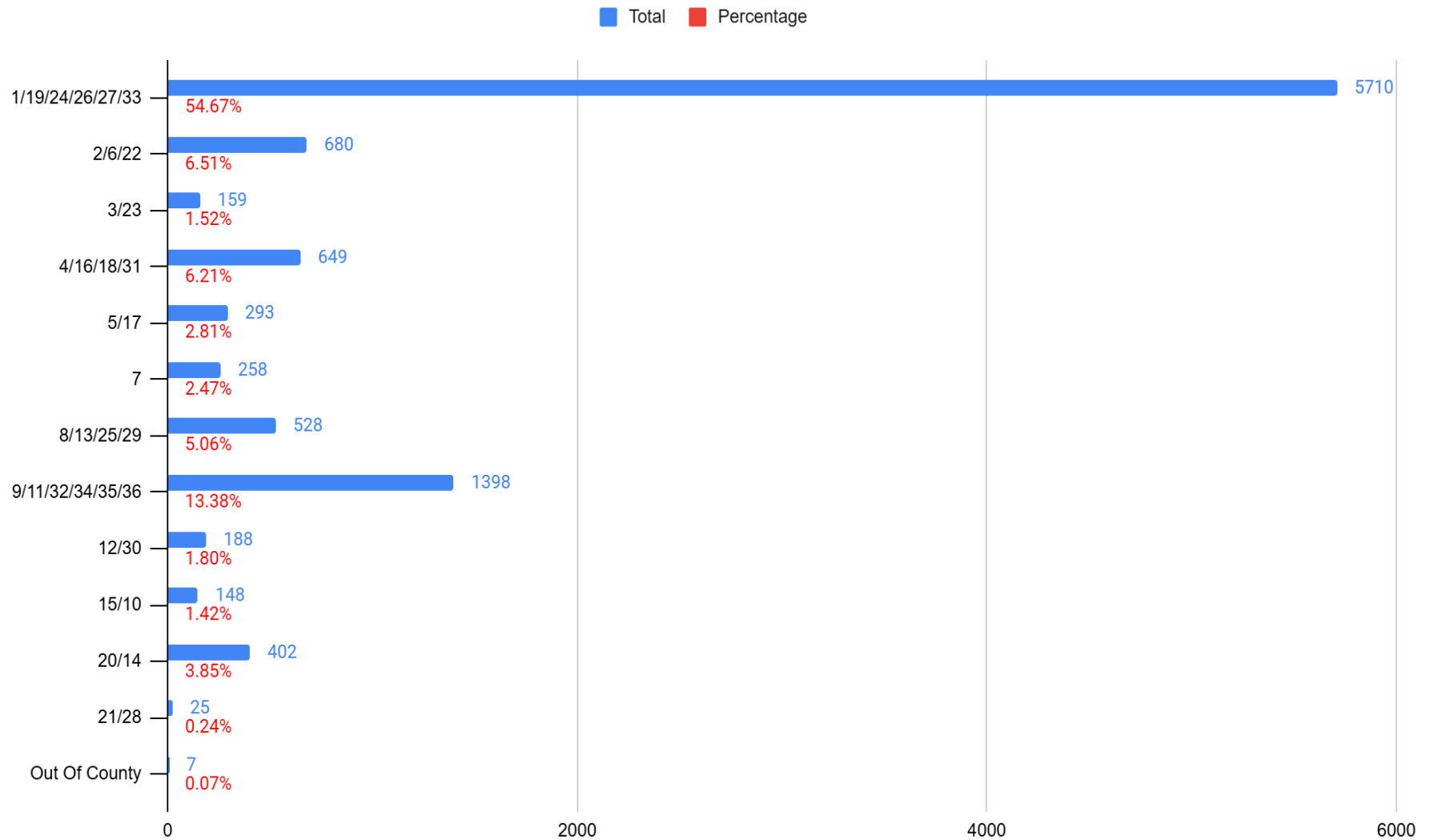
Statistical Report – 1 January 2024 to 31 December 2024

CCFR 2024 Calls for Service (CFS) by Station Response Area



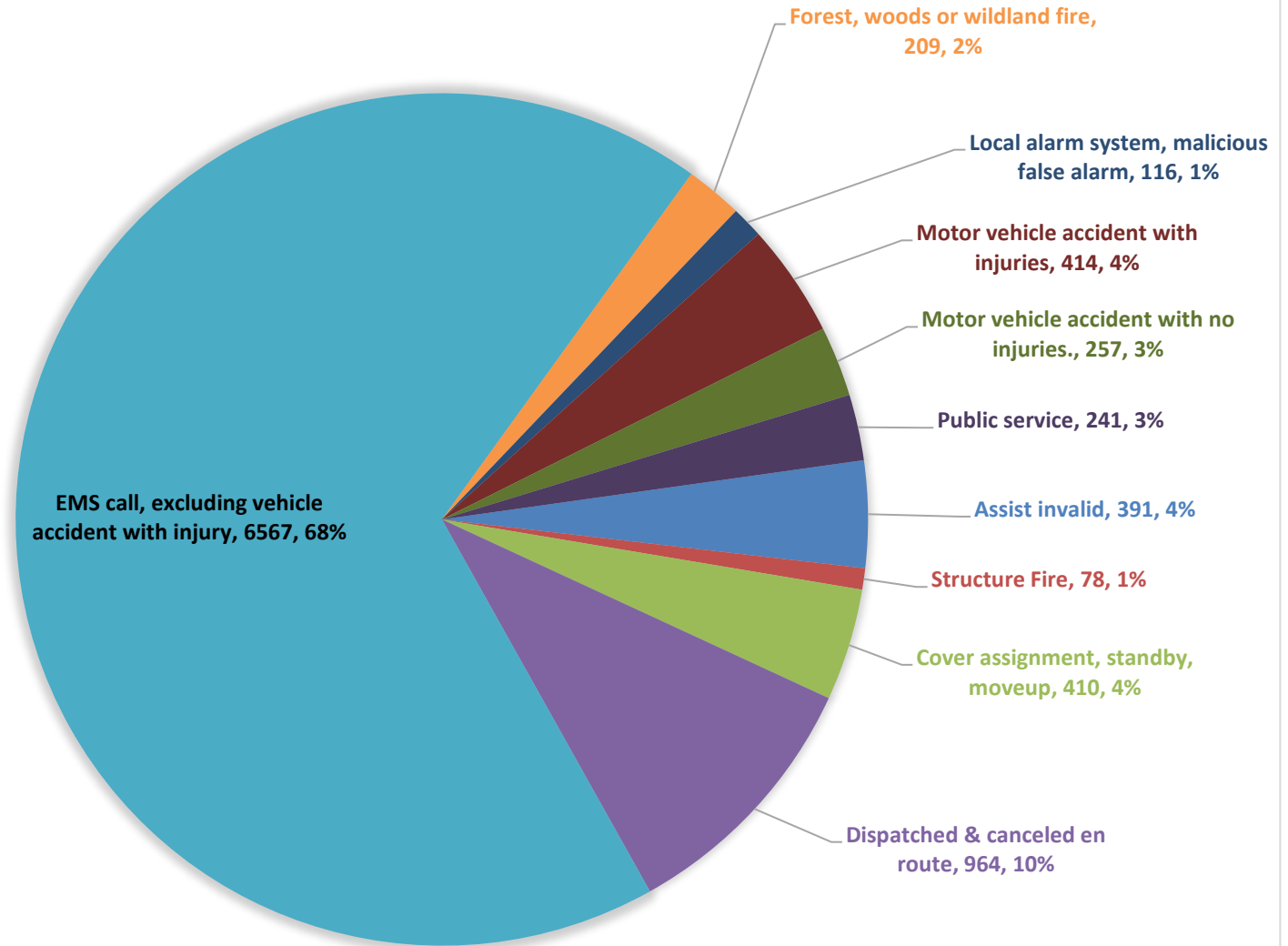
Colleton County Fire-Rescue
Statistical Report – 1 January 2024 to 31 December 2024

CCFR 2024 Calls for Service (CFS) by District

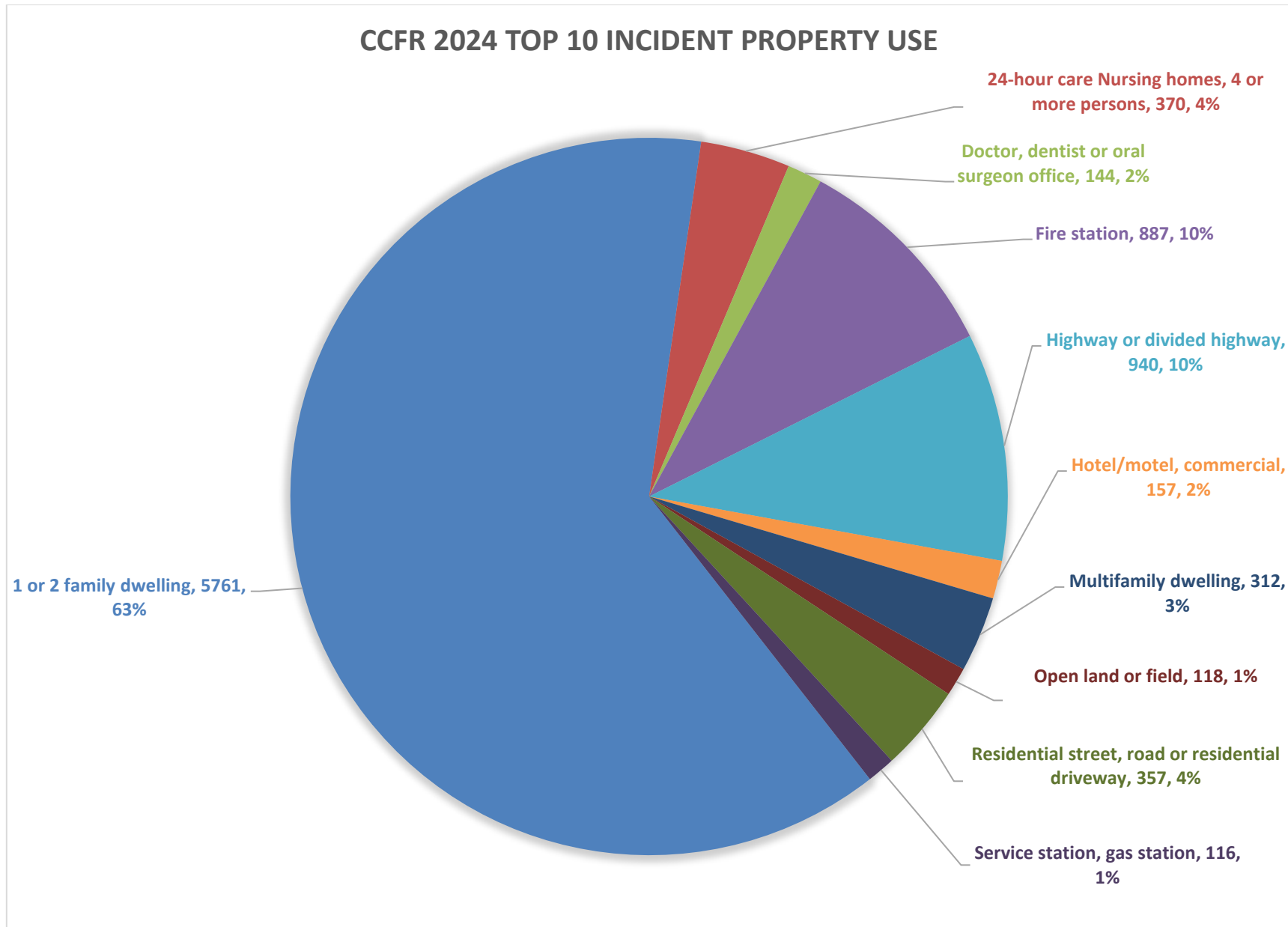


Colleton County Fire-Rescue
Statistical Report – 1 January 2024 to 31 December 2024

CCFR 2024 TOP 10 INCIDENT TYPES



Colleton County Fire-Rescue
Statistical Report – 1 January 2024 to 31 December 2024



Colleton County Fire-Rescue
Statistical Report – 1 January 2024 to 31 December 2024

CCFR 2024 TOP 10 ACTIONS TAKEN

