

# Colleton County Fire-Rescue

## Statistical Report – 1 January 2025 to 31 December 2025

### - Calls to Service By Station -

1	2	3	4	5	6	7	8	9	10	11	12	13	14	15	16	17	18	19
1095	319	55	138	159	325	267	110	452	44	53	170	312	307	82	42	159	496	1241
20	21	22	23	24	25	26	27	28	29	30	31	32	33	34	35	36	OUT	
70	19	113	57	438	104	626	2009	10	120	8	60	188	131	195	132	204	24	

### - Calls to Service By Unit -

CARS TO SERVICE BY CAR																			
ARFF19	Batt1	Br2	Br6	Br8	Br9	Br15	Br23	Br27	Br31	Br36	Dive1	E1	E2	E3	E4	E5	E6	E7	E8
1	792	3	17	12	33	15	6	42	11	15	11	459	3	2	1	80	262	97	15
E9	E90	E91	E10	E11	E12	E13	E15	E16	E17	E18	E19	E20	E21	E22	E23	E24			
478	0	1	3	0	0	127	50	0	25	301	682	0	5	2	12	11			
E25	E26	E27	E28	E29	E30	E31	E32	E33	E34	E35	E36	HM19	HM1906	HW9	L6				
0	429	10	3	2	1	2	0	2	0	0	43	7	0	2	0				
L19	M1	M2	M6	M7	M9	M13	M14	M18	M19	M20	M26	M108	M90	M91	Mar1	Mar6	Mar121		
25	2125	0	991	659	1030	1042	108	733	2214	337	1541	6	4	2	8	6	1		
Mar122	R1	R18	S9	S23	S27	T1	T2	T3	T4	T5	T6	T7	T8	T9	T90	T11	T12	T13	
1	103	6	0	0	0	106	2	1	6	27	47	56	6	57	0	0	2	27	
T15	T17	T18	T19	T20	T21	T22	T2203	T23	T24	T25	T26	T27	T28	T29	T30	T32			
15	8	50	125	0	10	6	0	9	1	0	113	44	0	0	0	3			
T33	T34	T35	T36	Forestry		CARE Flight		Meducare											
0	3	0	17	74		287		6											

Incident Type	# in 2025	2025 \$ Loss	# in 2024	2024 \$ Loss	# in 2023	2023 \$ Loss	# in 2022	2022 \$ Loss	# in 2021	2021 \$ Loss	# in 2020	2020 \$ Loss	Investigations	
													ID	#Inv.
Structure Fires	83	\$932	78	\$1,363	100	\$1,507	104	\$1,498	80	\$1,855	73	\$632	65	11
Vehicle Fires	78	\$1,408	75	\$1,126	67	\$535	64	\$792	77	\$68	81	\$144	825	10
Woods Fires	306		234		214		284		162		109		55	6
Medical Incidents	6,534		6,572		6,334		6,472		6,205		6,127		25	2
Vehicle Accidents	738		679		652		587		733		735		152	2
Extrications	9		12		27		22		20		34		31	2
Hazardous Conditions	80		96		93		92		74		107		37	1
Service Calls	916		1,090		1,428		1,459		1,135		986		94	1
Good Intent Calls	1,451		1,222		806		845		567		468		Calls by Shift	
False Alarms	207		275		251		206		283		251		A	3,473
<b>Total</b>	<b>10,454</b>	<b>\$2,340</b>	<b>10,445</b>	<b>\$2,489</b>	<b>10,019</b>	<b>\$2,042</b>	<b>10,201</b>	<b>\$2,290</b>	<b>9,399</b>	<b>\$1,929</b>	<b>9,026</b>	<b>\$776</b>	B	3,541
													C	3,422
													D	4,347

\* \$ amounts in thousands

- **There were no fire deaths in Colleton County in 2025.** There were 7 civilian fire casualties 4 minor, 2 moderate and 1 severe.
- There were three firefighter casualties in 2025, one was minor, one was moderate, and one was a lost-time incident.
- There were 638 occupancy pre-incident survey updates and 360 hydrant inspections completed twice during 2025.
- Approximately 2,500 children were educated during 17 Fire Prevention sessions in 2025.
- There were 194 Fire Inspections completed with 201 Violations discovered and 180 corrected in 2025.
- Fire-Rescue conducted 84 home fire and life safety courtesy inspections and installed 252 smoke alarms in 2025.
- Fire-Rescue's Emergency Operations Center was activated twelve times during 2025 for various weather events.
- 279 Fire-Rescue members made 6,355 training class contacts in 669 classes for 30,900 training hours in 2025.

Average Response Time: 9:31

Avg. St. Fire Incident Attendance: 13 FF's

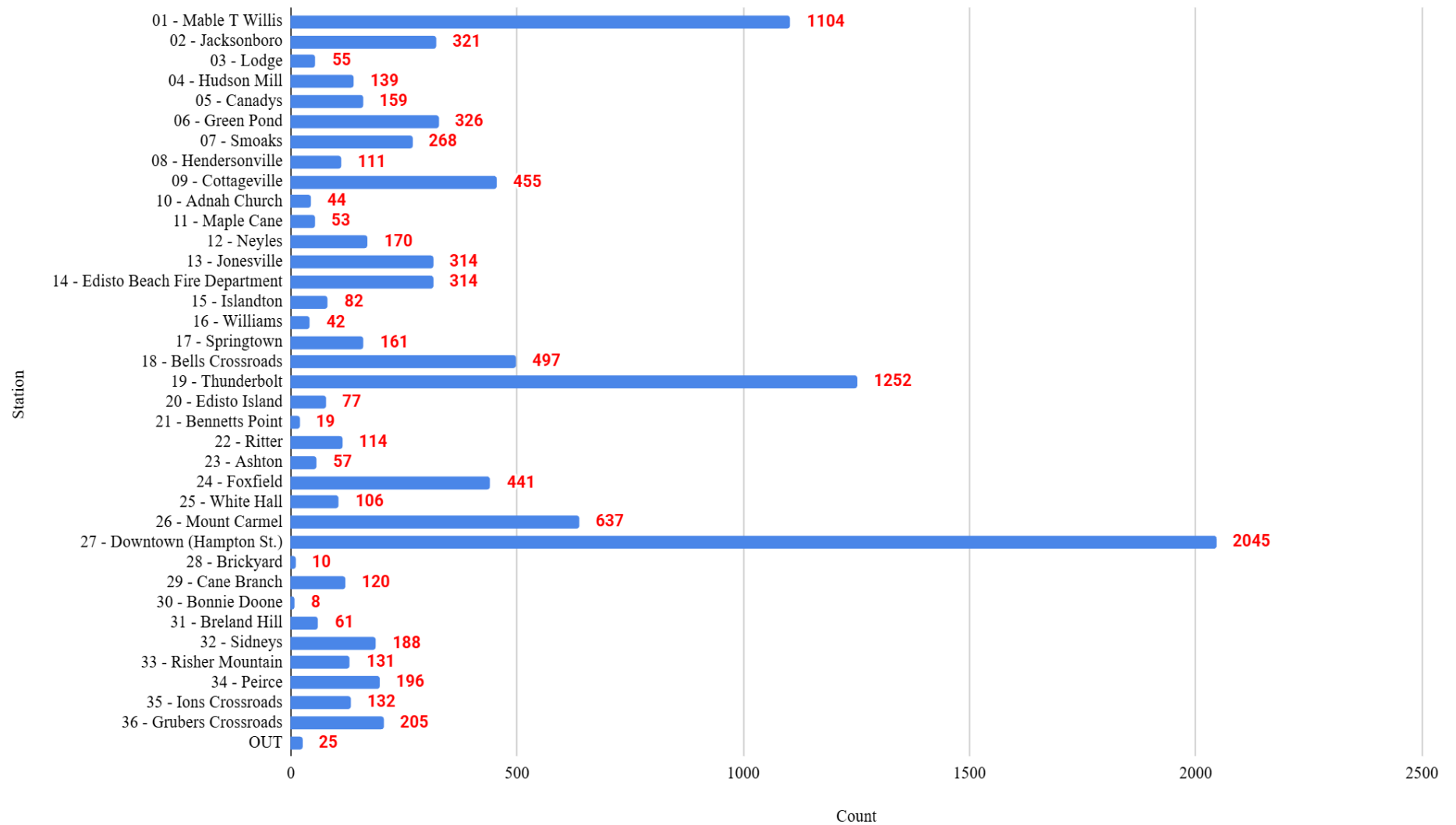
Avg. Overall Incident Attendance: 4 FF's

### Calls to Service by Volunteer Groups (Station Numbers)

1,19,24,26	2	3	4,16,18	5,17	6,22	7	8,25	9,11	12,30	13	15,10	21,28	23	Rescue
1,490	166	38	205	212	193	94	129	527	69	183	72	23	40	110

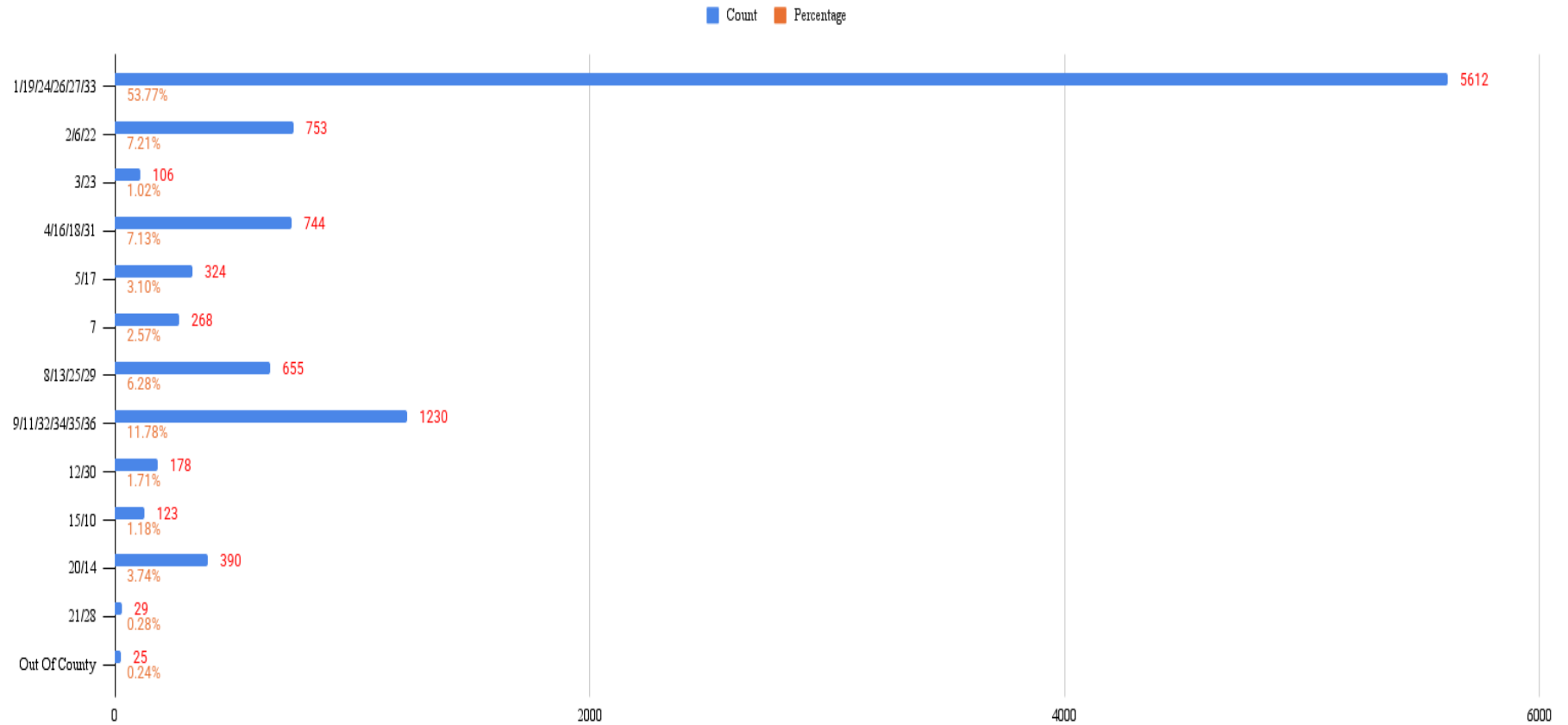
**Colleton County Fire-Rescue**  
**Statistical Report – 1 January 2025 to 31 December 2025**

CCFR 2025 Calls for Service (CFS) by Station Response Area

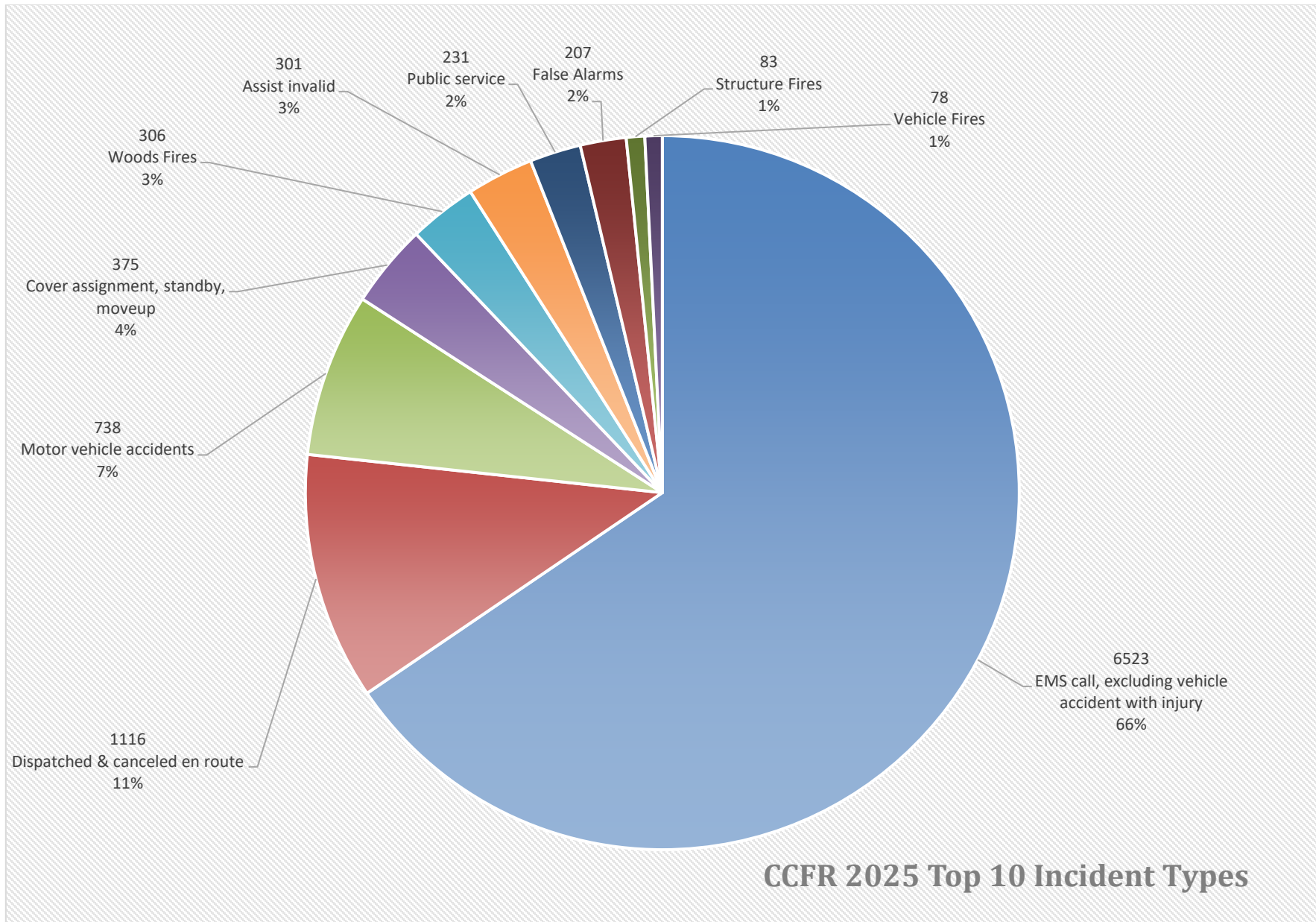


# Colleton County Fire-Rescue Statistical Report – 1 January 2025 to 31 December 2025

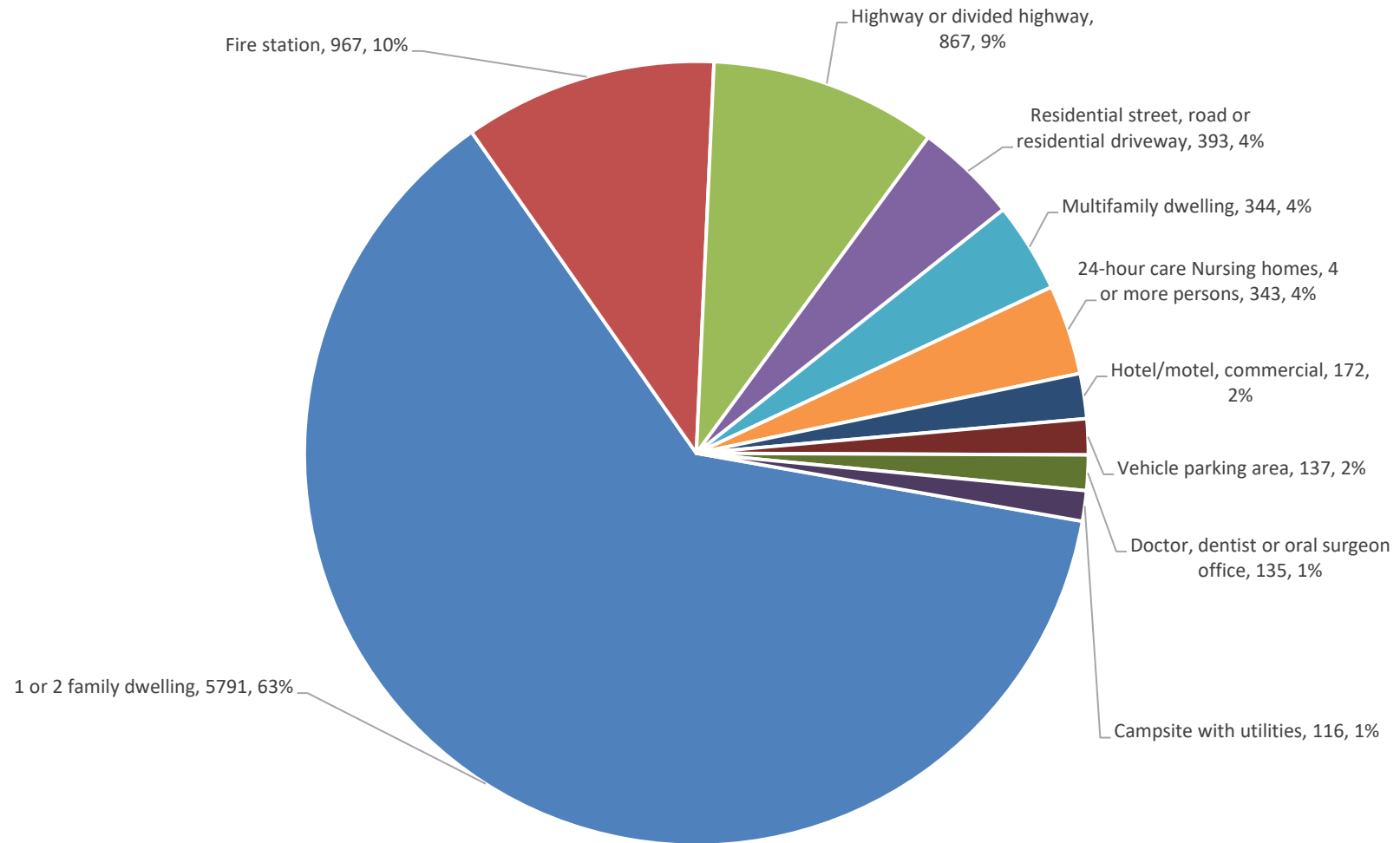
CCFR 2025 Calls for Service (CFS) by District



**Colleton County Fire-Rescue**  
**Statistical Report – 1 January 2025 to 31 December 2025**



**Colleton County Fire-Rescue**  
**Statistical Report – 1 January 2025 to 31 December 2025**



**CCFR 2025 TOP 10 INCIDENT PROPERTY USE**

**Colleton County Fire-Rescue**  
**Statistical Report – 1 January 2025 to 31 December 2025**

**CCFR 2025 TOP 10 ACTIONS TAKEN**

